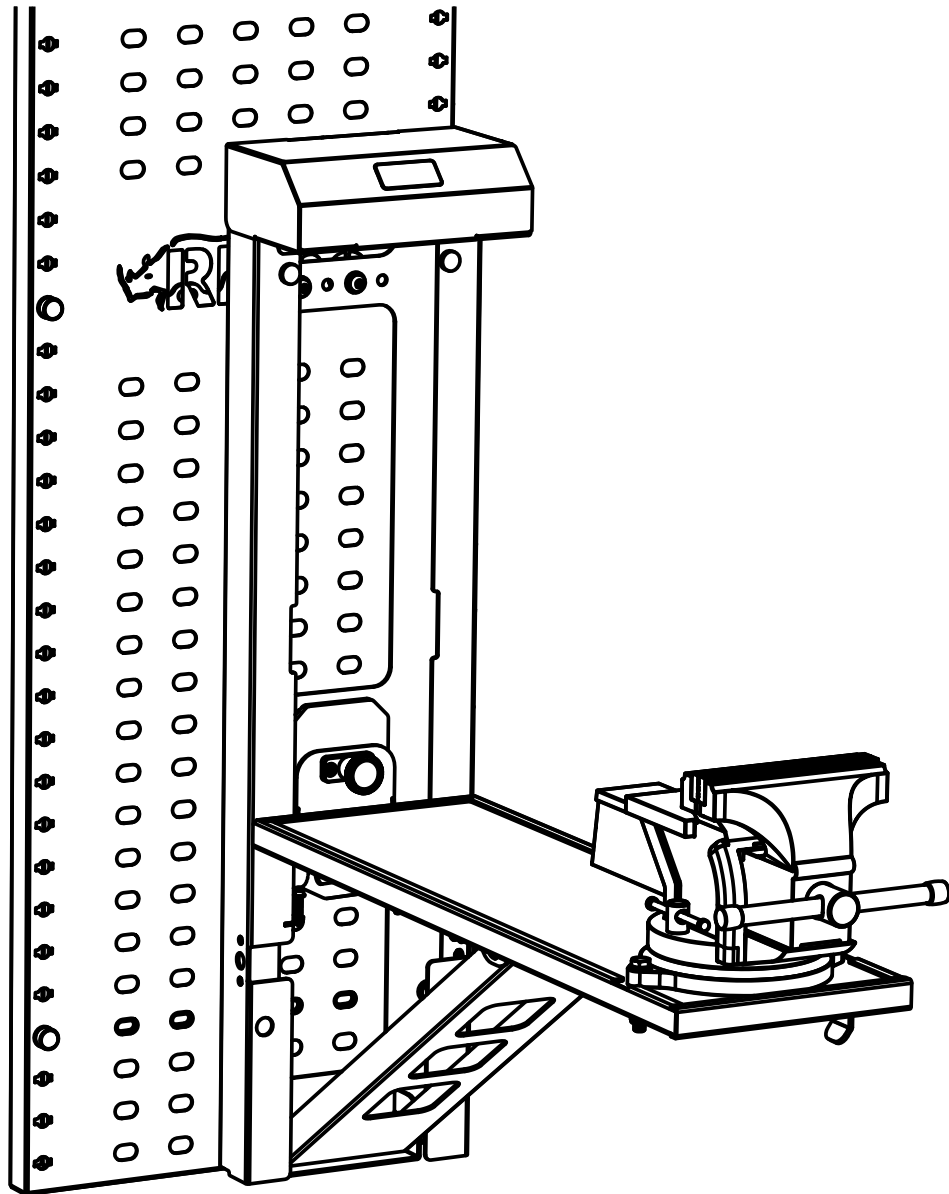
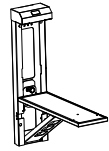


| ISSUE: | DRAWN BY: | CHECKED BY: | CRF No: | DATE: | DESCRIPTION: |
|---------------|------------------|--------------------|----------------|--------------|---|
| a | FT | KB | 3386 | 15/01/25 | First Issue |
| b | FT | KB | 3442 | 04/03/25 | Removed steps showing fitment to lower stagger leg panels |
| c | | | | | |
| d | | | | | |
| e | | | | | |
| f | | | | | |
| g | | | | | |
| h | | | | | |
| i | | | | | |
| j | | | | | |
| k | | | | | |
| l | | | | | |
| m | | | | | |

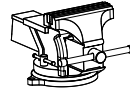
AC41FIUK

AC41 MR4 Instructions





SA564
x 1



AC18
x 1



FS245
(M8x25)
x 4



FS027
(M8x50)
x 3



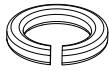
FS015
(M8x25)
x 2



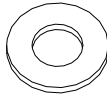
FS127
(M5x12)
x 2



FS209
(M5x12)
x 2



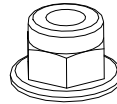
FW020
(M8)
x 6



FW037
(M8)
x 12



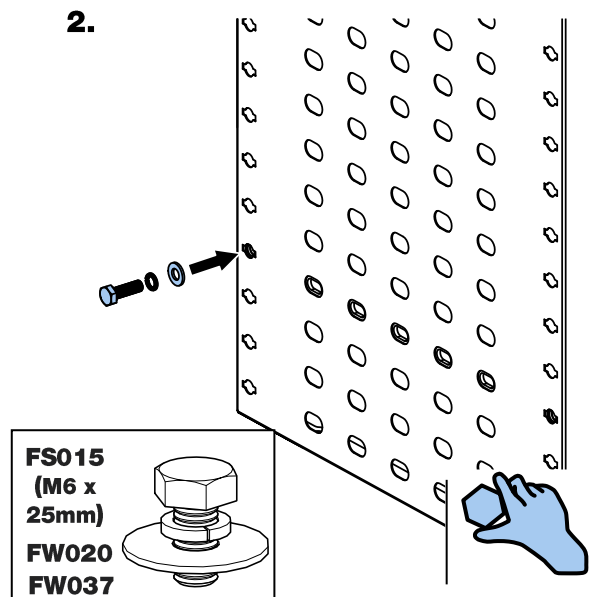
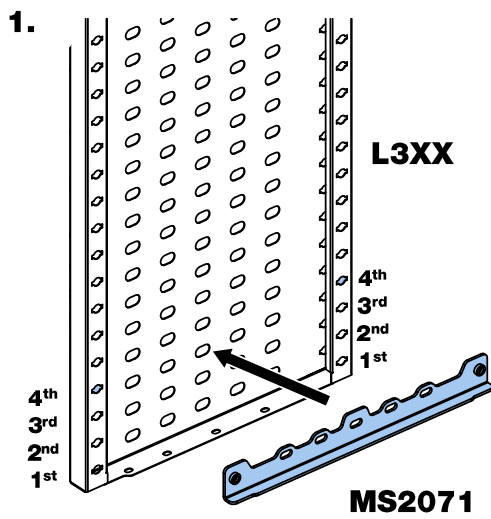
FN041
(M8)
x 5



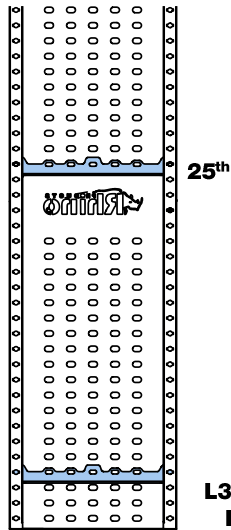
FN101
(M5)
x 2



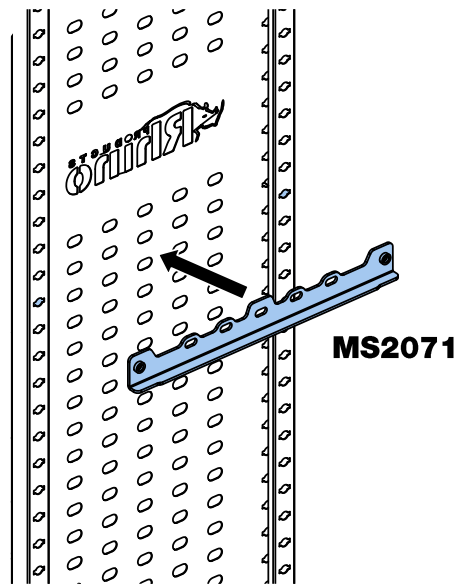
PS065
(M8)
x 2



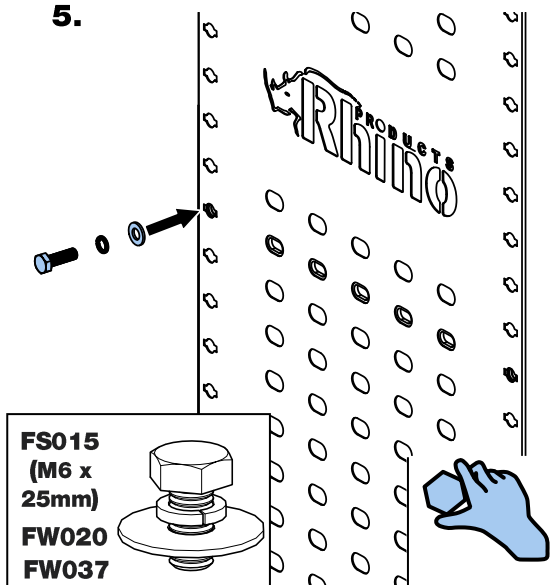
3.



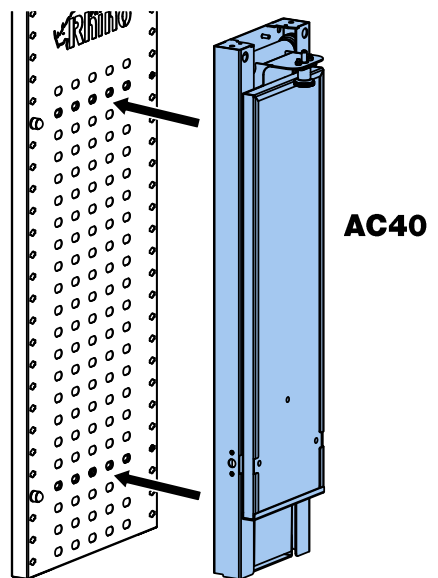
4.




5.



6.



7.



8.

